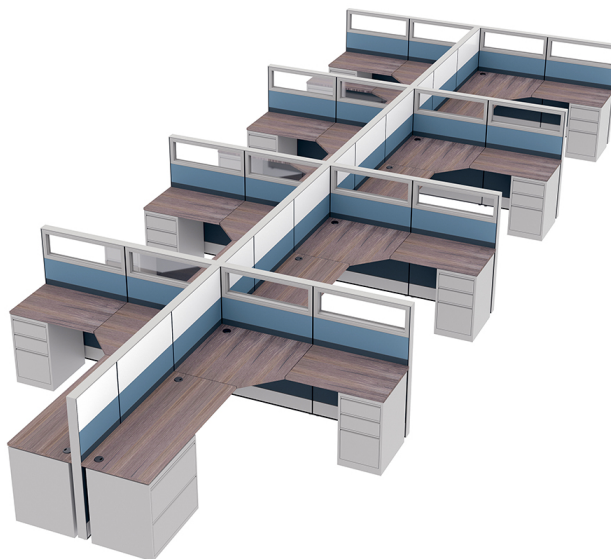




8-PERSON MODERN CUBICLE WORKSTATIONS | SAPPHIRE CUBICLE SYSTEM | 6X8X52"H



\$31,862.26

- **Overall Footprint Size:** 12'2"W x 32'7"D x 52"H
- **Individual Workstation Size:** 6'W x 8'D x 52"H
- **Panels Pictured:**
 - **Fabric:** Slate and Charcoal
 - **Laminate:** White
 - **Glass:** None
- **Worksurface Pictured:** Black Oak
- **Trim Pictured:** Silver
- **Storage Shown:** 3-Drawer Box/Box/File Pedestals and 2-Drawer Lateral Files




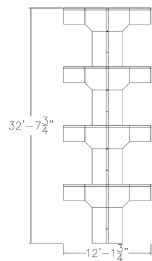
This system is completely customizable - view the fabric and laminate options to the left

1. Due to screen resolution and lighting variations color may look different in person from what you see in the image.

Contact our designers to create your dream office 1-888-993-3757 or e-mail sales@skutchi.com

SKU: SAPC-LC02-6x8x52

GALLERY IMAGES



PRODUCT DESCRIPTION

Why Buy Our 8-Person Modern Cubicle Workstations?

Are you looking for 8-person modern cubicle workstations? The [Sapphire Cubicle System](#) is our premier cubicle workstation product line. This modular, commercial-grade cubicle system is both versatile and durable. Its lightweight construction makes it a practical investment for any office or work environment. Because of its scalability and design, any number of 8-person modern cubicle workstations



can be made.

Also, the **Sapphire Cubicle System** features a variety of choices for the panels (multi-colored fabrics, patterned laminates, and tempered glass) and offers panels reaching 39", 52", and 65" in height. And don't forget, this cubicle system also offers electrical cord/data networking cable conduits along the base of each panel to hide cable clutter.

What Comes With This Product?

The 8-person modern cubicle workstations pictured on this page consists of our **Sapphire Cubicle System** divider panels with L-shaped worksurfaces. You can select other colors for the panels, change the overall dimensions of the workspace sizes, adjust the height of the panel divider walls, or select a different laminate for the worksurfaces if you'd like.

There are many additional accessories you can add to your cubicle such as locking storage bins, pedestal cabinets, accessory racks, monitor arms, paper trays, writing utensil holders, and many other features to complete your project. You can even replace the L-shaped worksurfaces with our [Quantum Sit-to-Stand](#) desks as an upgrade.

What Else?

Finally, it's important you have a clear understanding of all options, accessories, and preferences available for our 8-person modern cubicle workstations. For this reason, we suggest you contact *SKUTCHI Designs Inc.* today. Whatever questions you have, we can answer. Our goal is to make ordering your cubicles as easy as possible.