




**MODERN MODULAR WORKSTATIONS | SAPPHIRE CUBICLE SYSTEM 5X6X52"H | SEATS  
2**



**\$5,705.89**

- **Actual Footprint Size:** 10'2"W x 6'2"D x 52"H
- **Individual Workspace Size:** 5'W x 6'D x 52"H
- **Panels Pictured:**
  - **Fabric:** Charcoal and Banana
  - **Laminate:** White
  - **Glass:** None
- **Worksurface Pictured:** White
- **Trim Pictured:** Silver
- **Storage Shown:** 3-Drawer Box/Box/File Pedestal




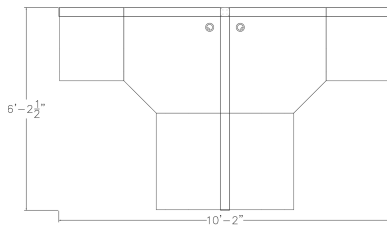
The configuration pictured is completely customizable! View our fabric and laminate options to the left.

1. Due to screen resolution and lighting variations color may look different in person from what you see in the image.

Contact our designers to create your dream office. 1-888-993-3757 or e-mail [sales@skutchi.com](mailto:sales@skutchi.com)

**SKU:** SAPC-LC05-5x6x52H

## GALLERY IMAGES



## PRODUCT DESCRIPTION

### Why Buy Our Modern Modular Workstations?

Are you looking for modern modular workstations? The **Sapphire Cubicle System** is our premier cubicle workstation product line. This commercial-grade cubicle system is both scalable and durable. Its lightweight construction makes it a sound investment for any office or work environment.



Because of its modular design, any number of modern modular workstations can be made. Also, this cubicle system features a variety of choices for the panels (multi-colored fabrics, patterned laminates, and tempered glass) and offers panels reaching 39", 52", and 65" in height. And don't forget, this cubicle system also offers electrical cord/data networking cable conduits along the base of each panel to hide cable clutter.

### **What Comes With This Product?**

The modern modular workstation pictured on this page consists of our **Sapphire Cubicle System** divider panels with L-shaped worksurfaces. You can select alternate colors for the panels, the overall dimensions of the workspace sizes, the height of the panel divider walls, and the shape of the worksurfaces if you'd like.

Also, there are many accessories you can add to your cubicle workspaces such as locking overhead storage bins, pedestal cabinets, accessory racks, monitor arms, paper trays, writing utensil holders, and many other features to complete your project.

### **What Else?**

Finally, it's important you have a clear understanding of all options, accessories, and preferences available for our modern modular workstations. For this reason, we suggest you contact *SKUTCHI Designs Inc.* today. Whatever questions you have, we can answer. Our goal is to make ordering your customer service cubicle as easy as possible.