



**ADA DOUBLE RECEPTION COUNTER DESK | SAPPHIRE CUBICLE SYSTEM |
3X16X39"-32"H**



\$8,245.62

- **Footprint Size:** 17'3.5"W x 3'11.5"D x 39"-32"H
- **Panels Pictured:**
 - **Fabric:** None
 - **Laminate:** Black Oak and White
 - **Glass:** None
- **Worksurface Pictured:** White with Transaction Top
- **Trim Pictured:** Silver
- **Storage Shown:** Silver 3-Drawer Box/Box/File Pedestal




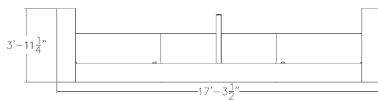
The configuration pictured is completely customizable! View our fabric and laminate options to the left.

Contact our designers to create your dream office. 1-888-993-3757 or e-mail sales@skutchi.com


1. Due to screen resolution and lighting variations color may look different in person from what you see in the image.

SKU: SAPC-REC-3X16X39H-32H

GALLERY IMAGES



Laminate Options



PRODUCT DESCRIPTION

Why Buy Our Double Reception Counter Desk?

Looking to add a double reception counter desk to your office or workplace? The [Sapphire Cubicle System](#) makes it possible to create nearly any kind of double reception counter desk you can imagine. This modular, commercial-grade cubicle system is both versatile and durable. Its lightweight aluminum frame and demountable construction makes it the perfect choice for any office or work environment.



Because of its scalability and design, any double reception workstation can be added to if needed.

Also, the **Sapphire Cubicle System** features a variety of choices for the panels (multi-colored fabrics, patterned laminates, and tempered glass) and offers panels reaching 39", 52", and 65" in height. And don't forget, this cubicle system also offers electrical cord/data networking cable conduits along the base of each panel to hide cable clutter.

What Comes With This Product?

The double reception counter desk pictured on this page consists of our **Sapphire Cubicle System** divider walls with transactional shelves. You can select other colors for the panels, change the overall length of the size, or adjust the height of the panel walls. It's completely freestanding, so no need to bolt it to the floor or ceiling. Use it to partition off areas such as check-in desks, ticket counters, administrative areas, or wherever you need a space to manage customers/clients/patients.

What Else?

Finally, it's important you have a clear understanding of all options, accessories, and preferences available for our double reception counter desk. For this reason, we suggest you contact *SKUTCHI Designs Inc.* today. Whatever questions you have, we can answer. Our goal is to make ordering your cubicles as easy as possible.